



Phenotate

General Quick Guide

phenotate.org

If you have questions or require assistance, please email [support \(at\) phenotate \(dot\) org](mailto:support@phenotate.org)

1

Sign up at app.phenotate.org
(no need to enter invite/join code).

2

Select a disease to annotate or enter another disease.

3

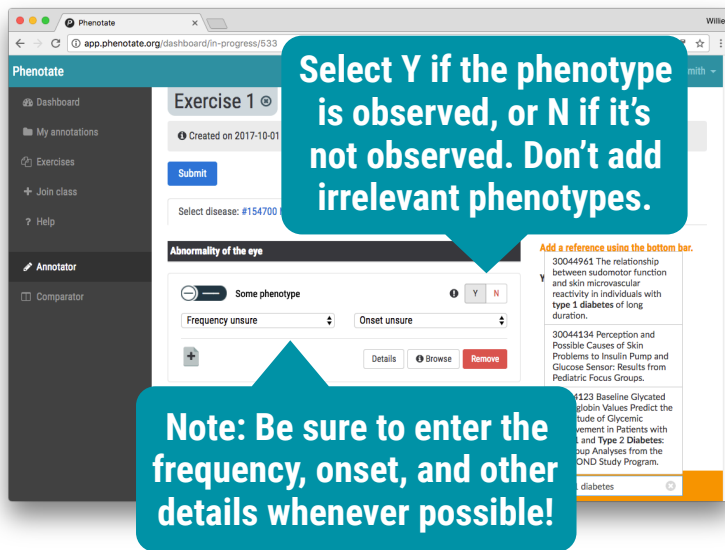
Click "Start from scratch"; the prefill option is available for some diseases if you have enough PhenoCash.

4

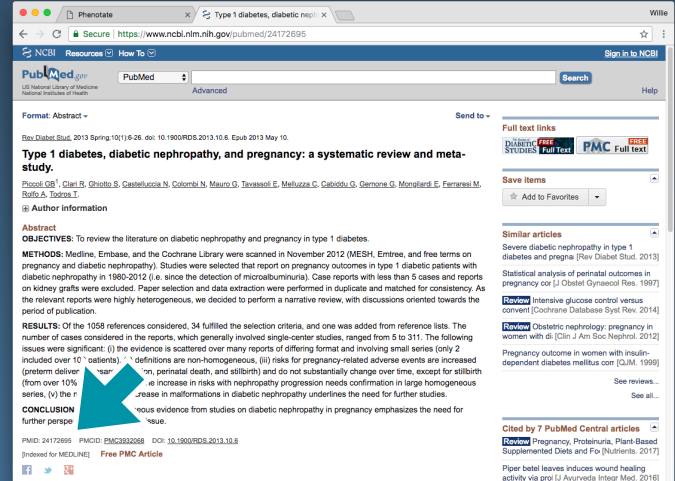
Add phenotypes (symptoms) using the left side of the bottom bar.

5

Add references from the literature using the right side of the bottom bar.

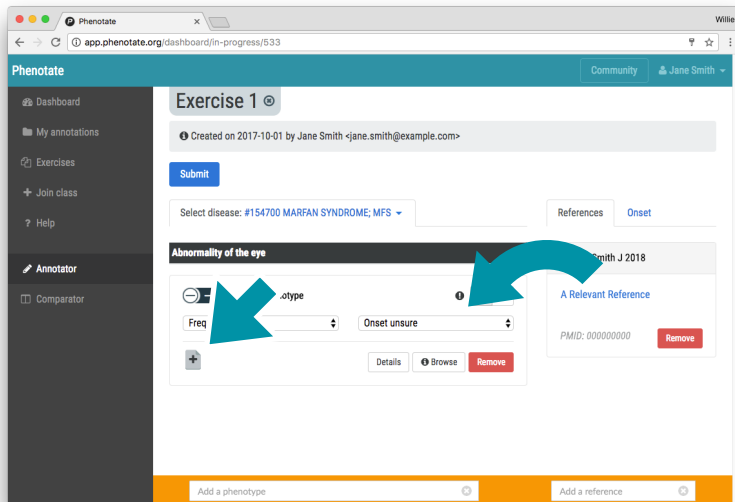


Can't find the article you are looking for? We suggest you enter the title into Google or PubMed, then select the PubMed result. Copy and paste the PubMed ID into the right side of Phenotate's bottom bar.



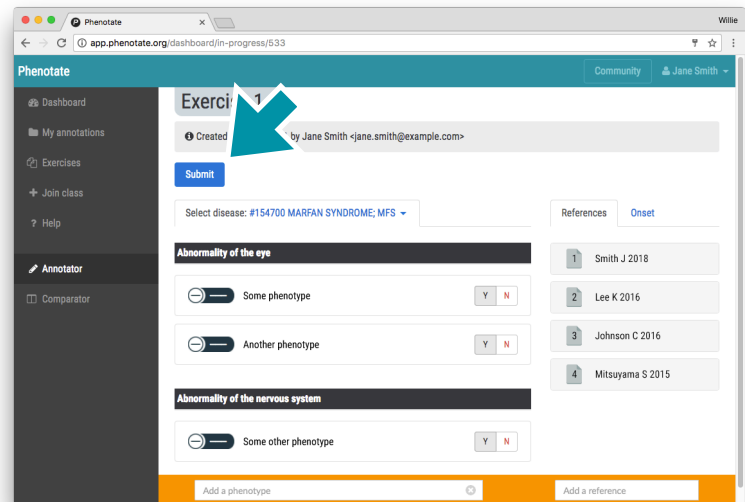
6

Drag reference titles onto phenotypes (Safari users, please use the **+** button).



7

When all the diseases are completed, click Submit.



Why should I annotate diseases on Phenotate?

- Participate in our promotional giveaways (subject to availability)
- Earn in-app points and rank up on the leaderboard
- Earn in-app currency ("PhenoCash") to spend on time-saving perks, such as pre-filled annotations
- Test your knowledge of rare diseases and see how well you can annotate them
- Learn more about genetic diseases and contribute to computational biomed research